





Optional Accessories




DiBOND™ CUTTER INSERT

Cut 3mil DiBond™ and other materials! Zero dust, and the edges of your material are rolled smooth. Virtually no noodling or drop.



FLOATING ROUTER INSERT

This insert allows your router to contact the material and follow the contours of the sheet or "float". Gives consistent depth dados, even with warped material.



Our Knife Cutter Design Is Superior!
Turn your panel saw into a sheet cutter!

PIVOTING KNIFE CUTTER INSERT

- Rip-Cut AND Cross-Cut
- Retractable Blade
- Faster Changeover
- No Backerboard Needed
- Uses segmented OLFA blade for fast sharpening

Material Support

MID FENCE



Allows for easy, waist-high cuts instead of cutting smaller pieces down by your ankles. Lip is removed for cutting full sheets. All metal construction, won't warp, swell, or de-laminate. Removable lip holds small material in place waist-high.



FULL BUILDER'S EXTENSIONS (Left & Right Side)



Each extension is 28" long. Used to extend the wheel base of the machine to provide added material support when feeding or exiting materials during a rip-cut. Extensions are easily added or removed with self-aligning bolts. Perfect for taking to the job site with a compact machine.

Frame Additions

FRAME DUST COLLECTION (Hook-up)

Add an additional port at the bottom of your frame. As the dust falls, the lip at the bottom vent draws it away through a 4" port at the back of your machine.



FOLDING STAND & WHEELS*

Can be folded like a ladder. When tilted vertically, weight shifts to two 5" wheels, letting it be moved easily into a cutting position or out of the way.



*Factory Attached when ordered with your machine.

Optional Accessories

SHEET CLAMP



Giving you that extra hand to hold the material in place, so that you don't have to! It is especially useful when cutting long, narrow pieces on the material rollers, or small pieces on the mid fence. Magnets are used to hold it open. 48" capability.

STEEL ROLLER SLEEVE



Our material roller is inserted into a 1/8" steel sleeve, which eliminates the worry of a material roller cracking or breaking due to heavy use. *Standard on the 2000 & 3000 series.

Measurement Systems

FLIP STOP



When making repetitive cuts, the flip stop saves you time by eliminating the need to move a stop back & forth. Ensures all of your cuts are uniform.

STOP, EXTENSION BAR & TAPE

Quickly measure and make repetitive cuts on either side of the saw blade. Saves you time & money! Bar allows you to cut thin strips using the stop.



DUAL RIP GAUGE

For fast & easy set-ups of lengthwise cuts, and for ripping in both directions. Tension spring on the bottom keeps tape tight for easy reading.



sawtrax.com 1-888-729-8729

